



# Criando sua própria cor usando **corantes de Glasu!**

Você sabia que com as tintas **Glasu!** você  
consegue criar diversas cores?

# Glasu!

Uma marca BASF - We create chemistry

Neste PDF, passamos por cada cor e como você pode criá-las  
usando o **Glasu! Branco e nossos corantes.**

## COMO COLORIR GLASU! BRANCO



Use a tampinha do  
corante como dosador.  
**1 bisnaga de corante  
equivale a 12 tampinhas.**


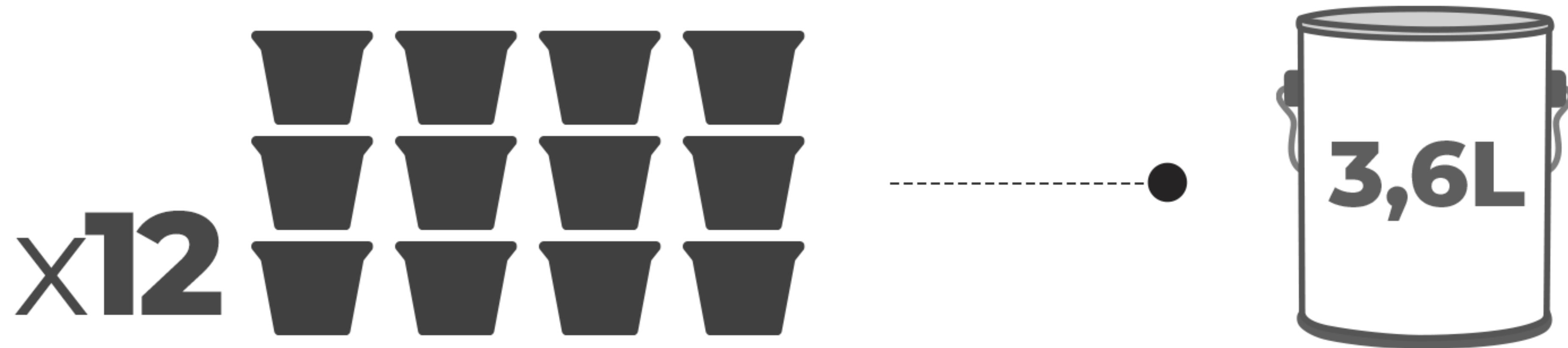


# Como criar novas cores com os corantes Glasu!


Conheça os corantes Glasu!




Você pode diluir o corante da cor desejada no Glasu! branco e chegar em suas variações mais claras.




Amarelo Limpo




Laranja Limpo




Vermelho Limpo




Azul Limpo




Verde Limpo



Bege




Marrom




Cinza Escuro

Quer misturar corantes de cores diferentes e chegar em outras tonalidades?


Conheça algumas opções e confira as fórmulas indicadas para chegar em cada cor.




Amarelo Suave



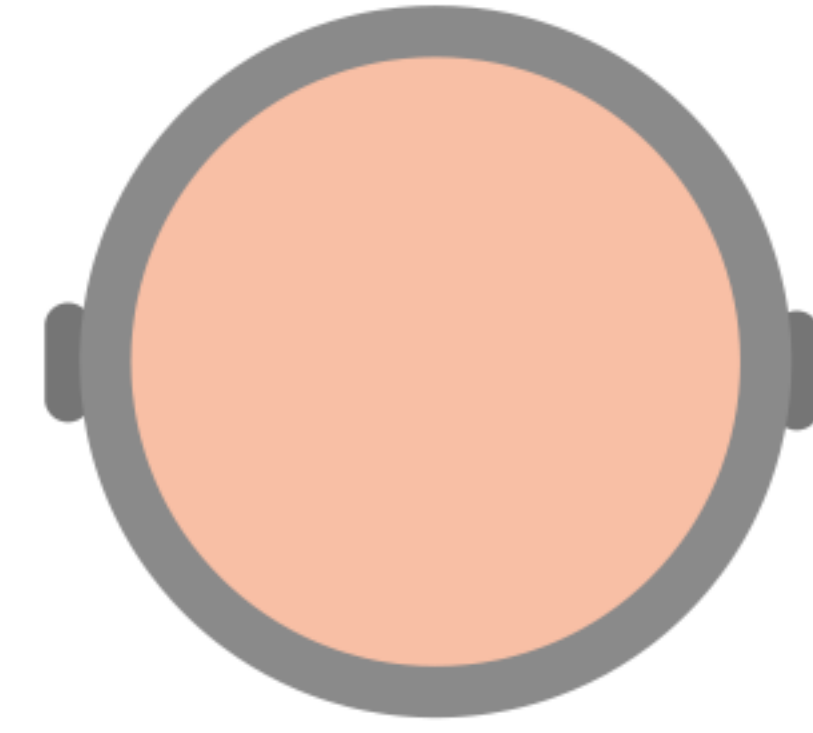
Amarelo Sujo




Laranja amarelado




Laranja Amarelado Sujo




Laranja Avermelhado




Vermelho Sujo




Rosa Claro



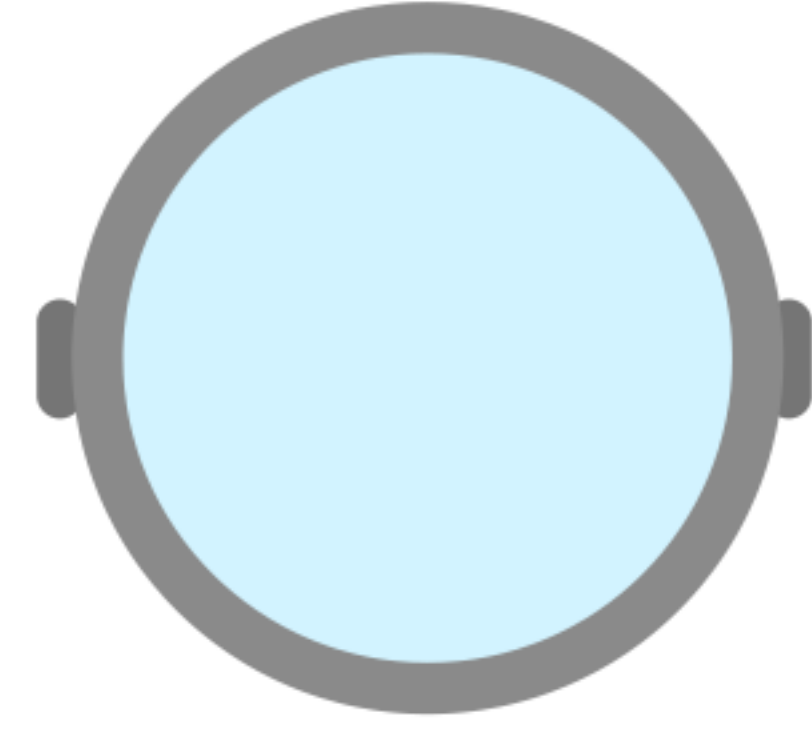
Rosa Sujo




Lilás




Rosa Intenso




Azul Claro




Azul Médio




Azul Avermelhado




Verde Claro




Verde Escuro




Verde Acinzentado




Verde Amarelado




Bege Claro




Bege Intenso




Marrom Intenso




Marrom Avermelhado




Marrom Acinzentado



Marrom Esverdeado



Cinza Claro





Cinza Médio

A gente te ajuda a chegar na sua cor.  
**veja algumas sugestões!**

### AMARELO LIMPO



+



Amarelo Limpo



### AMARELO SUAVE



+



+



Amarelo Suave


### AMARELO SUJO



+



+




Amarelo Sujo

## LARANJA LIMPO



+



Laranja Limpo

## LARANJA AMARELADO




+



+



+



Laranja amarelado

## LARANJA CLARO




+



+



+



Laranja Amarelado Sujo


## LARANJA AVERMELHADO



+



+



Laranja Avermelhado

## VERMELHO LIMPO

Vermelho

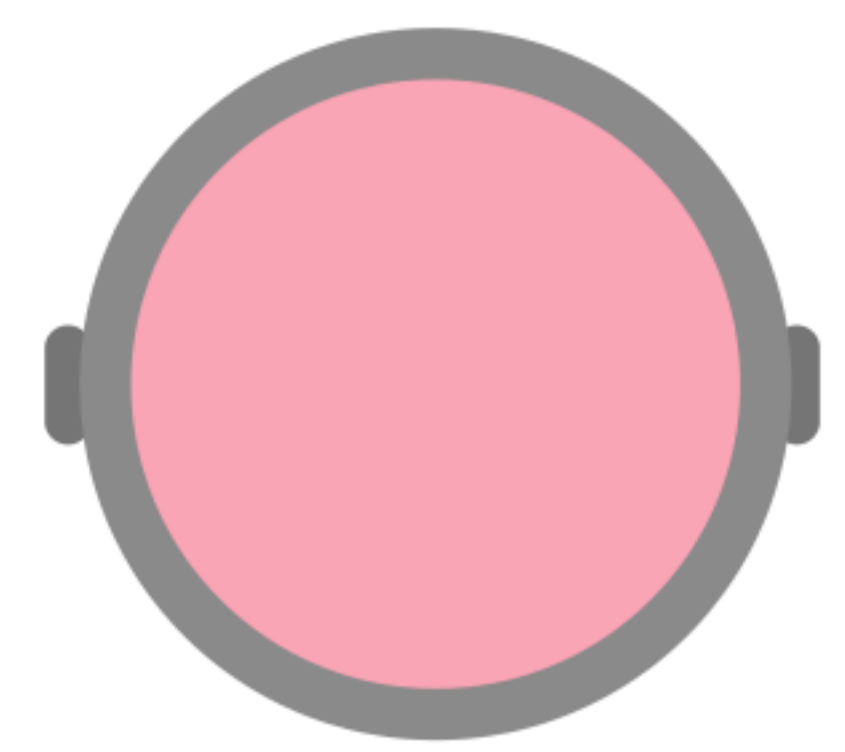


x12

+



3,6L



Vermelho Limpo

## VERMELHO SUJO

Vermelho



x4

+

Castanho

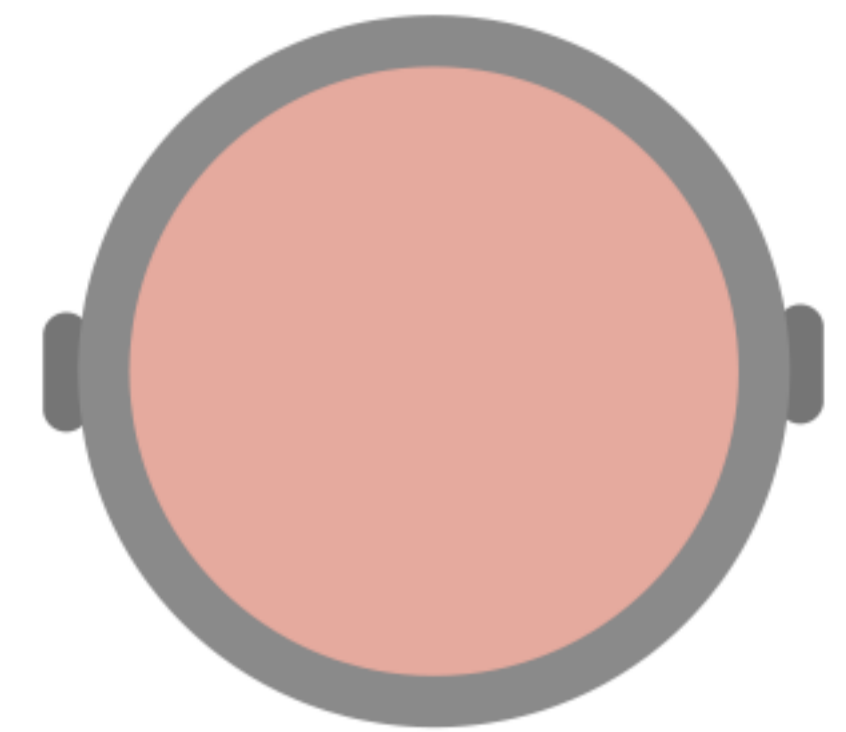
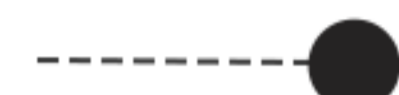


x10

+



3,6L



Vermelho Sujo

## ROSA CLARO

Vermelho

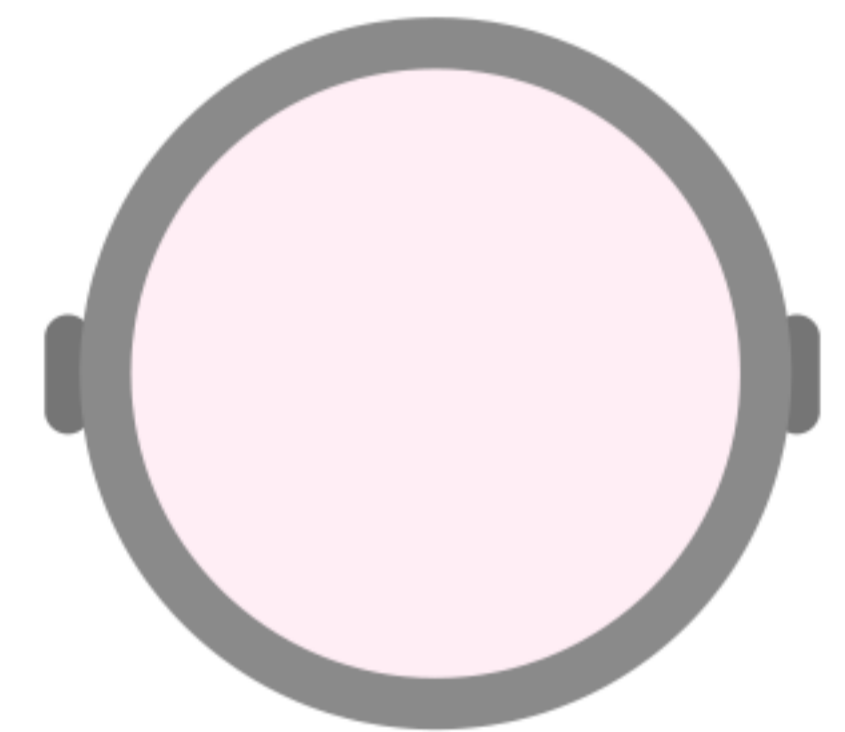


x1

+



3,6L



Rosa Claro

## ROSA SUJO

Vermelho



x9

+

Azul



x2

+

Castanho




x5

+



3,6L



Rosa Sujo

## ROSA INTENSO

Vermelho



x14

+

Azul





x1

+



3,6L



Rosa Intenso

## LILÁS

Vermelho



x2

+

Azul




x1

+



3,6L




Lilás

## AZUL LIMPO



+




Azul Limpo

## AZUL CLARO



+




Azul Claro

## AZUL MÉDIO



+



Azul Médio



## AZUL AVERMELHADO



+



+




Azul Avermelhado

## VERDE LIMPO



+



Verde Limpo


## VERDE CLARO



+



+



Verde Claro


## VERDE ESCURO



+



+



Verde Escuro


## VERDE ACINZENTADO




+



+



+



Verde Acinzentado

## VERDE AMARELADO




+



+



+




Verde Amarelado

## BEGE



+



Bege


## BEGE CLARO



+



+



Bege Claro


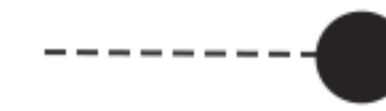
## BEGE INTENSO



+



+




Bege Intenso



## MARROM



+



Marrom

## MARROM INTENSO





+



+



+



Marrom Intenso

## MARROM AVERMELHADO





+



+



+



Marrom Avermelhado

## MARROM ACINZENTADO




+



+



+



Marrom Acinzentado



## MARROM ESVERDEADO



+



+





Marrom Esverdeado

## CINZA ESCURO



+





Cinza Escuro

## CINZA CLARO



+



Cinza Claro


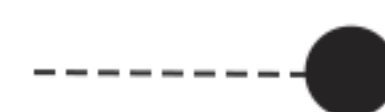
## CINZA MÉDIO



+



+



Cinza Médio

E aí? Vamos começar uma  
**nova transformação?**

# Glasu!

Uma marca BASF - We create chemistry

**A TINTA DE QUEM FAZ ACONTECER**

